



The A35 anchor's exclusive bending slot allows instant, accurate bending on site for all two and three-way ties.



[UK-DoP-e07/0137](#), [ETA-07/0137](#)

FEATURES

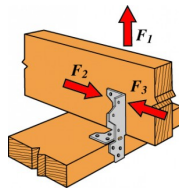
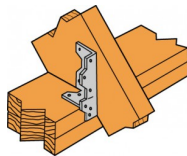


Material

- Pre-galvanised mild steel.

Avantages

- Speed prong holds framing anchor in position to allow easier nailing,
- Exclusive bending slots allow instant, accurate bending on site for all two and three-way ties.
- Balanced, completely reversible design allows the A35 to be used for a wide variety of connections.



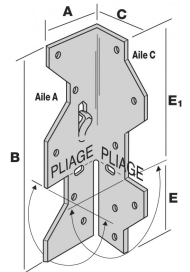
APPLICATIONS

Suitable On

- Wood to wood applications.

TECHNICAL DATA

Dimensions



References	Dimensions [mm]					
	A	B	C	E	E1	Thick.
A35	35	115	35	40	75	1.2

Connection Type 2

References	Fasteners		Safe Working Loads (Long Term - C16 Timber) [kN]		Characteristic Loads & (C24 Timber) [kN]	
	Qty	Specification	F ₁	F ₂	F ₁	F ₂
A35	12	3.75 x 30	1.3	1.46	1.33	0.89

Connection Type 3

References	Fasteners		Safe Working Loads (Long Term - C16 Timber) [kN]			Characteristic Loads (C24 Timber) [kN]			
	Qty	Specification	F ₁	F ₂	F ₃	F ₁ (Single)	F ₁ (Pair)	F ₂	F ₃
A35	9	3.75 x 30	0.98	0.64	0.98	0.6	5.26	0.59	0.46

Connection Type 4

References	Fasteners		Safe Working Loads (Long Term - C16 Timber) [kN]			Characteristic Loads (C24 Timber) [kN]			
	Qty	Specification	F ₁	F ₂	F ₃	F ₁ (Single)	F ₁ (Pair)	F ₂	F ₃
A35	12	3.75 x 30	0.98	0.98	0.57	1.03	5.26	1.14	0.84

Framing anchors must be installed diagonally opposite each other for the higher characteristic capacities for a pair of connectors to be applicable in installations 3 and 4

INSTALLATION

Fixing

Trous de pointes $\varnothing 3,8$ mm.

Equerre/bois :

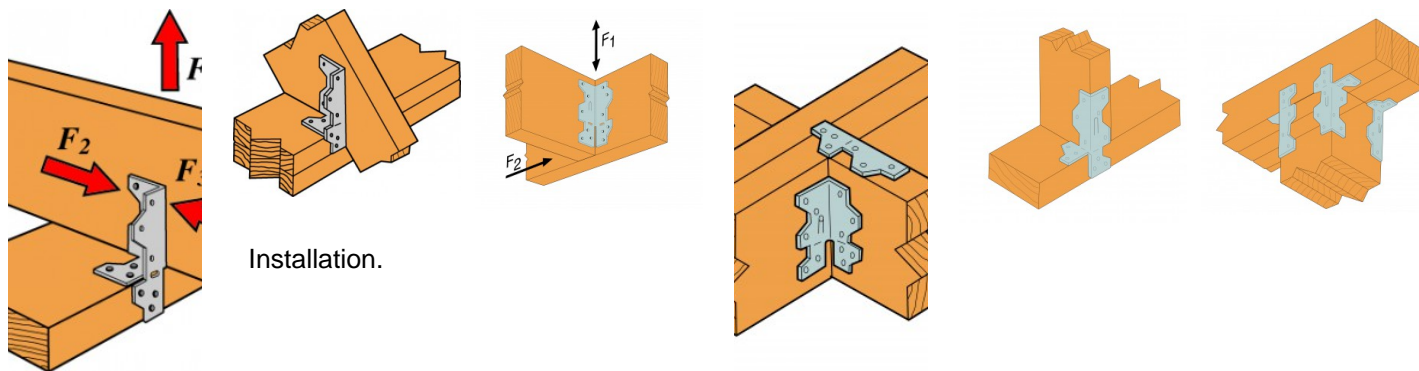
- Pointes annelées CNA $\varnothing 3,1 \times 35$ mm.
- Vis SD8 $\varnothing 3,8 \times 38$ mm.

1 Speed Fix permettant le prépositionnement de l'équerre.

Les trous oblongs servent uniquement à faciliter le pliage.

Installation

Use all specified fasteners



Installation.